

**Taking your  
certification exam  
with iSQI!**



[www.isqi.org](http://www.isqi.org)  
[exam@isqi.org](mailto:exam@isqi.org)



# Contents

- Exam Options
- Buying your exam
- Scheduling your exam
- Preparing for your exam
- After the exam



# EXAM OPTIONS



# FLEX (Remote Proctor)

- Online exam on your own device (laptop or desktop with webcam) in your own environment at any day and time of your choice (technical requirements have to be met including a stable internet connection).
- Live, online exam supervision through the online proctor system.
- Preliminary result immediately after the exam.
- Result email **within 1 business day** including e-certificate if successful.
- This is available for all exams from iSQI.
- Successful candidates uploaded to ISTQB® Successful Candidate Register (with opt in).

SUCCESS



Candidates choose their preferred Test Centre location, date and time.

Exams are supervised by an on-site invigilator.

Preliminary result immediately after the exam.

Result email within 2 business days including e-certificate if successful.

Successful candidates uploaded to ISTQB® Successful Candidate Register (with opt in).

## Pearson Vue Test Center

# For Training Providers or Organizations



## **SMEX - Online on site Exam**

- SMEX Online exam (using own device/training partner device as applicable) for a group on site (e.g. at a training provider after training).
- iSQI provide a fully trained invigilator to supervise the exam.
- Online preliminary result immediately after the exam - result email within 1 business day including e-certificate if successful.
- Successful candidates uploaded to ISTQB® [Successful Candidate Register](#) (with opt in).

**A Training Provider or organisation can order bulk FLEX (Remote Proctor), Pearson VUE (Test Centre), or SMEX vouchers for their team/ students through the [iSQI shop](#)!**

**Contact us at [exam@isqi.org](mailto:exam@isqi.org) to discuss requirements!**



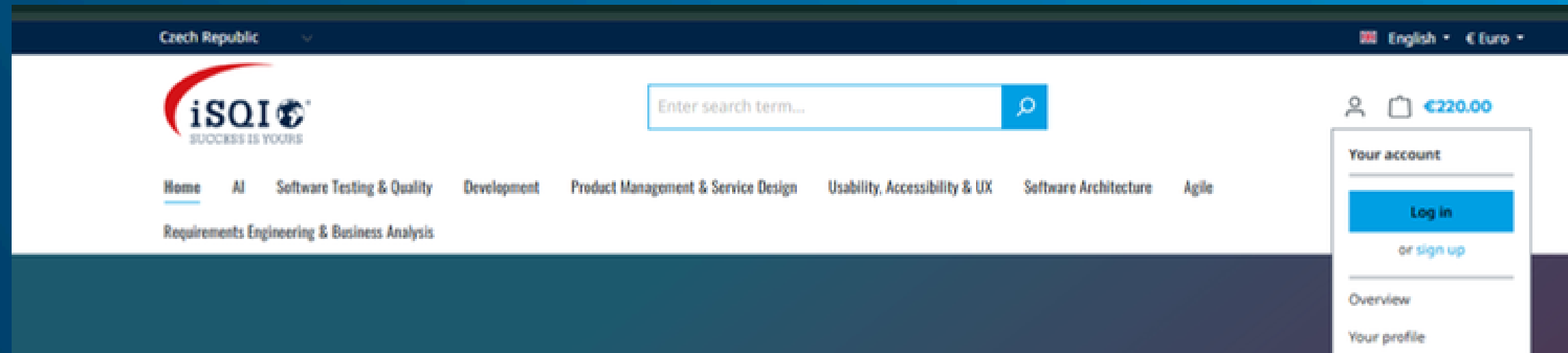
# Buying your Exam via the iSQI Shop



# Your account



Go to [iSQI website](#), click on 'Log in' at the top of the page on the right hand side.



## Here's how to sign in:

- Use your email and password. **It's important to register with the name you want printed on your certificate.** In the event that you need to make changes, please inform us before taking the exam.
- If you do not have an account yet, you can select 'No account? Create one here' and fill in your details, or create a new account here: [https://isqi.org/en/login?create\\_account=1](https://isqi.org/en/login?create_account=1)

**Note:** This is only your iSQI shop account. After purchasing your exam, you will need separate accounts for Pearson VUE (Test Center) and FLEX exam platforms. Don't worry we will provide you with all the information you need!



# Forgot your password?

If you already have an iSQI account and forgotten your password



Home AI Software Testing & Quality Development Product

Requirements Engineering & Business Analysis

I'm a customer already!

Log in with email address and password

Your email address

Your password

[I have forgotten my password.](#)

Log in

Login advantages:

- Express shopping
- Save your data and settings
- Order overview and personal information
- Manage your newsletter subscription

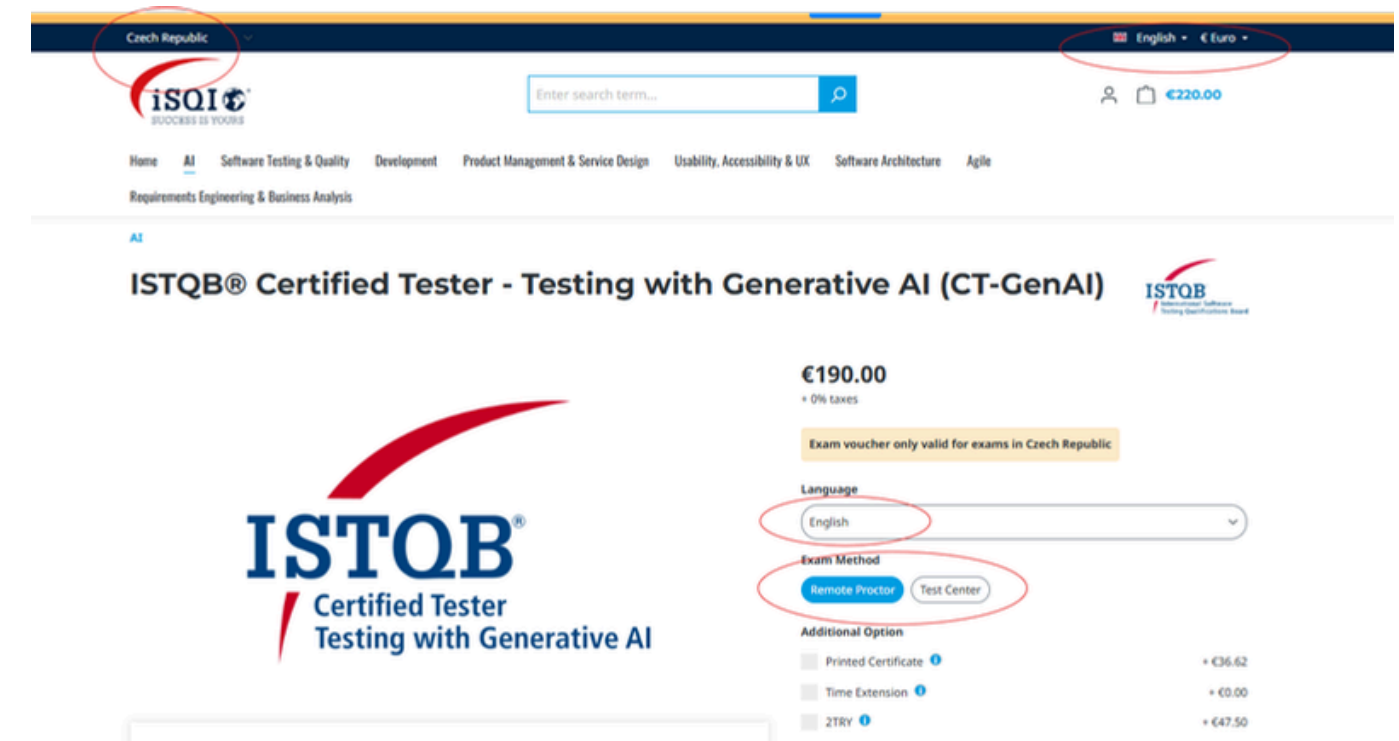
- In the '**Log in**' window, select 'Forgot your password?' to reset your password.
- If this doesn't work, check that you are using your [www.isqi.org](http://www.isqi.org) credentials and not your Pearson VUE account details.
- To log in to your Pearson VUE account, visit [www.pearsonvue.com/isqi](http://www.pearsonvue.com/isqi). Here, you can also find contact details for the Pearson VUE customer service.
- Still having issues? Contact us at [shop@isqi.org](mailto:shop@isqi.org) for further support.



# Selecting your exam

Once you are signed into your account at [www.isqi.org](http://www.isqi.org):

- Select your country and currency with the drop-down arrows at the top of the page.
- Select the exam you wish to take from one of our portfolios.
- Select the language and exam method of choice with the drop-down arrows on the product page.



# Exam cost

The cost of the certification you are interested in will be displayed when you:

- Select the exam method of your choice.
- The cost will be displayed in your chosen currency on the product page.
- After adding the product to the cart, you can enter the discount code provided by your trainer/organisation to receive a better price, if applicable.

## Generative AI (CT-GenAI)



€190.00

+ 0% taxes

Exam voucher only valid for exams in Czech Republic

Language

English

Exam Method

Remote Proctor

Test Center

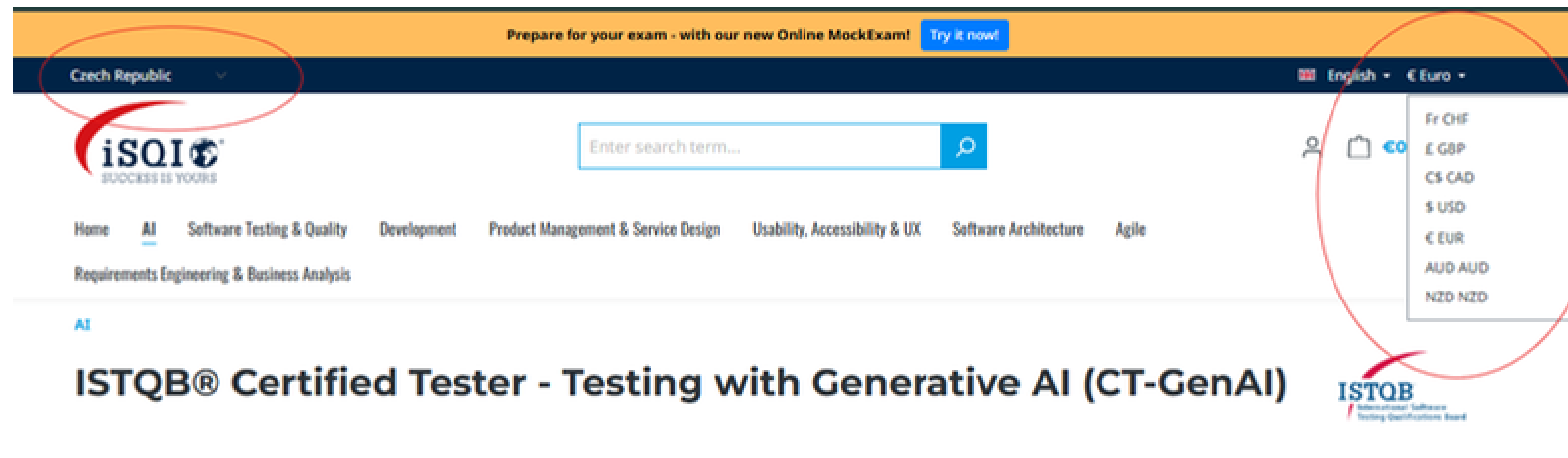
Additional Option

- Printed Certificate ⓘ + €36.62
- Time Extension ⓘ + €0.00
- 2TRY ⓘ + €47.50



# Currencies in the iSQI shop

- We can only offer the certification in the currencies displayed in the iSQI shop. It's not possible to purchase the exam in a currency that is not available in the shop.
- To find the available currencies for your country, select your country with the dropdown arrow at the top of the page and view the currencies available.



The screenshot shows the iSQI website interface. At the top, there is a navigation bar with a dropdown menu for 'Czech Republic' (circled in red) and a currency dropdown menu (also circled in red) showing options: Fr CHF, £ GBP, C\$ CAD, \$ USD, € EUR, AUD AUD, and NZD NZD. The website header includes the iSQI logo, a search bar, and a navigation menu with links for Home, AI, Software Testing & Quality, Development, Product Management & Service Design, Usability, Accessibility & UX, Software Architecture, and Agile. The main content area features the text 'ISTQB® Certified Tester - Testing with Generative AI (CT-GenAI)' and the ISTQB logo.




# Extra time



You are eligible for extra time if you are taking an exam in a language that is not your native language.

- To apply for **extra time** for a FLEX or Paper Exam, select the time extension box when purchasing an exam in the iSQI shop and iSQI will contact you to know more.

h Generative AI (CT-GenAI) 




€190.00  
+ 0% taxes

Exam voucher only valid for exams in Czech Republic

Language  
English

Exam Method  
Remote Proctor Test Center

Additional Option

<input type="checkbox"/> Printed Certificate 	+ €36.62
<input checked="" type="checkbox"/> Time Extension 	+ €0.00
<input type="checkbox"/> 2TRY 	+ €47.50

# What is 2TRY and how does it work?



- When you purchase the 2TRY option, you pay an **additional 25%** with your initial order.
- Should you not pass your exam the first time, you can take your first re-sit exam for free. Only available on selected products.
- Please note your free repeat exam needs to be requested **within 90 days of your initial exam.**

# Payment & Invoice



- You can pay for your exam(s) using PayPal or Credit Card.
- If you experience any issues during the payment process, please get in touch with us at [exam@isqi.org](mailto:exam@isqi.org).
- You should receive an invoice within 2 business days (this may take slightly longer if we have exceptional volumes).
- For any questions regarding your invoice, please get in touch with us at [exam@isqi.org](mailto:exam@isqi.org).
- Kindly be aware that PayPal imposes an extra 4% fee.

# Confirmation of your order

- Our orders are processed during our service center office hours (CET). It may take up to 2 working days for your order to be delivered. An order confirmation will be sent to you immediately after you have placed your order so you can be assured that your exam payment has been successful!
- If you have placed an order, but have not received an order confirmation, please contact us at [exam@isqi.org](mailto:exam@isqi.org).
- If you have not received your order details within 2 days, please contact us at [exam@isqi.org](mailto:exam@isqi.org) with your email, name and order number.





# Scheduling



**your exam**



# Scheduling your FLEX exam

- Once you have purchased your FLEX exam at [www.isqi.org](http://www.isqi.org) you will receive an email with details on how to access your FLEX exam account.
- If you are eligible for extra time and you forgot to select the time extension option when purchasing your exam, please contact us at [exam@isqi.org](mailto:exam@isqi.org) with your request at least 3 days before your exam is due to take place.

# Scheduling your Test Center exam

Scheduling your Pearson VUE exam **without extra time**

- Create your [Pearson VUE account](#) – follow our guide on how to book your exam
- When you create an account for the first time, please select the option **No, I do not know my iSQI ID.**
- When you are asked the question: Do you know your iSQI ID? You can proceed, and your iSQI ID will be created.
- Your iSQI ID will be generated automatically when you create your Pearson VUE account – you can find it in your Pearson User account profile.



# Scheduling your Test Center exam

Scheduling your Pearson VUE exam **with extra time**

You are eligible for extra time if you are taking an exam in a language that is not your native language. To apply for extra time, all you need to do is:

- Create your Pearson VUE account first.
- Check your iSQI ID (find it in your profile) as you will need this to fill in the form below.
- Complete the form: <https://zertdb.isqi.org/en/registration/pvueaccomodation>
- **Do not schedule** your exam yet!

iSQI will contact you with confirmation and instructions to call Pearson VUE to schedule your exam with extra time.





# Preparing for your exam

Support your learning by using the syllabus for your certification.

All syllabuses can be found in the attachments below the Add to Cart button in our web shop.

We also recommend preparing by using [ISTQB Prep](#), where you can practice with realistic mock exams and review AI feedback and explanations to improve your readiness.



# After the Exam



# Exam Results: FLEX

## Results for FLEX exams

- You will receive your result, including your certificate, **within 24 business hours** (1 business day).
- If you have passed your exam, you will receive a link to download your e-certificate!
- If you do not receive a result within 2 business days, please email [exam@isqi.org](mailto:exam@isqi.org) and we will check this for you.
- After passing your exam, you qualify for a digital badge as proof of your certification. Your badge is available at no extra cost exclusively when you register for [SkillsClub](#).



# Exam Results: Test Center

## Results for Test Center exams via Pearson VUE

- A result email will be sent to you **within 24 business hours** (1 business day).
- If you have passed your exam, you will receive an email with a link to download your e-certificate.
- If you haven't received your result after 2 business days, please contact us at [exam@isqi.org](mailto:exam@isqi.org) with the following information:
  1. Your full name
  2. Email address used for the exam registration
  3. Date you took your exam
  4. Location of your exam



# ISTQB Successful Candidate Register (SCR)

- If you have taken and passed an ISTQB® exam with iSQI, your result email will include a link for you to give us your consent to be added to the ISTQB® Successful Candidate Register (SCR).
- Your name and certificate number will appear after the next ISTQB® update (every 2 weeks). You can search by name or certificate number on the ISTQB Successful Candidate Register.
- **For those who took an ISTQB® exam with iSQI before June 2017**, changes to the SCR can only be made manually and are associated with a service fee per exam. If you wish to be added to the registry, please email [exam@isqi.org](mailto:exam@isqi.org) with your billing address.



# Social Media



**GET CERTIFIED**

[www.isqi.org](http://www.isqi.org)  
[exam@isqi.org](mailto:exam@isqi.org)



**THANK YOU**  
for your attention

